

INDEPENDENT AUDITOR'S REPORT

TO THE MEMBERS OF MOUNT FINANCE LIMITED

Report on the Audit of the financial statements

Opinion

We have audited the Financial Statements of **Mount Finance Limited** ("the Company"), which comprise the balance sheet as at 31 March 2020, and the statement of profit and loss (including other comprehensive income), statement of changes in equity and statement of cash flows for the year then ended, and notes to the Financial Statements, including a summary of the significant accounting policies and other explanatory information (hereinafter referred to as "the Financial Statements").

In our opinion and to the best of our information and according to the explanations given to us, the aforesaid Financial Statements give the information required by the Companies Act, 2013 (the "Act") in the manner so required and give a true and fair view in conformity with the Indian Accounting Standards prescribed under section 133 of the Act read with the Companies (Indian Accounting Standards) Rules, 2015, as amended, ("Ind AS") and other accounting principles generally accepted in India, of the state of affairs of the Company as at 31 March 2020, and loss and other comprehensive income, changes in equity and its cash flows for the year ended on that date.

Basis of Opinion

We conducted our audit of the financial statements in accordance with the Standards on Auditing (SAs) specified under section 143(10) of the Act. Our responsibilities under those standards are further described in the Auditor's Responsibilities for the Audit of the Financial Statements section of our report. We are independent of the Company in accordance with the Code of Ethics issued by the Institute of Chartered Accountants of India together with the ethical requirements that are relevant to our audit of the Financial Statements under the provisions of the Act and the Rules made thereunder, and we have fulfilled our other ethical responsibilities in accordance with these requirements and the Code of Ethics. We believe that the audit evidence obtained by us is sufficient and appropriate to provide a basis for our opinion on the Financial Statements.

Management's Responsibility for the Financial Statements

The Company's management and Board of Directors are responsible for the matters stated in section 134(5) of the Act with respect to the preparation of these Financial Statements that give a true and fair view of the state of affairs, profit/loss and other comprehensive income, changes in equity and cash flows of the Company in accordance with the accounting principles generally accepted in India, including the Indian Accounting Standards (Ind AS) specified under section 133 of the Act. This responsibility also includes maintenance of adequate accounting records in accordance with the provisions of the Act for safeguarding of the assets of the Company and for preventing and detecting frauds and other irregularities; selection and application of appropriate accounting policies; making judgments and estimates that are reasonable and prudent; and design,



implementation and maintenance of adequate internal financial controls that were operating effectively for ensuring accuracy and completeness of the accounting records, relevant to the preparation and presentation of the Financial Statements that give a true and fair view and are free from material misstatement, whether due to fraud or error.

In preparing the Financial Statements, the Management and Board of Directors are responsible for assessing the Company's ability to continue as a going concern, disclosing, as applicable, matters related to going concern and using the going concern basis of accounting unless the Board of Directors either intends to liquidate the Company or to cease operations, or has no realistic alternative but to do so.

Board of Directors is also responsible for overseeing the Company's financial reporting process.

Auditors' Responsibility for the Audit of the Financial Statements

Our objectives are to obtain reasonable assurance about whether the financial statements as a whole are free from material misstatement, whether due to fraud or error, and to issue an auditor's report that includes our opinion. Reasonable assurance is a high level of assurance, but is not a guarantee that an audit conducted in accordance with SAs will always detect a material misstatement when it exists. Misstatements can arise from fraud or error and are considered material if, individually or in the aggregate, they could reasonably be expected to influence the economic decisions of users taken on the basis of these financial statements.

As part of an audit in accordance with SAs, we exercise professional judgment and maintain professional skepticism throughout the audit. We also:

- Identify and assess the risks of material misstatement of the financial statements, whether due to fraud or error, design and perform audit procedures responsive to those risks, and obtain audit evidence that is sufficient and appropriate to provide a basis for our opinion. The risk of not detecting a material misstatement resulting from fraud is higher than for one resulting from error, as fraud may involve collusion, forgery, intentional omissions, misrepresentations, or the override of internal control.
- Obtain an understanding of internal control relevant to the audit in order to design audit procedures that are appropriate in the circumstances. Under Section 143(3)(i) of the Act, we are also responsible for expressing our opinion on whether the Company has adequate internal financial controls system in place and the operating effectiveness of such controls.
- Evaluate the appropriateness of accounting policies used and the reasonableness of accounting estimates and related disclosures made by the management.
- Conclude on the appropriateness of management's use of the going concern basis of accounting and, based on the audit evidence obtained, whether a material uncertainty exists related to events or conditions that may cast significant doubt on the Company's ability to continue as a going concern. If we conclude that a material uncertainty exists, we are required to draw attention in our auditor's report to the related disclosures in the financial statements or, if such disclosures are inadequate, to modify our opinion. Our conclusions are based on the audit evidence obtained up to the date of our auditor's report. However, future events or conditions may cause the Company to cease to continue as a going concern.
- Evaluate the overall presentation, structure and content of the financial statements, including the disclosures, and whether the financial statements represent the underlying transactions and events in a manner that achieves fair presentation.



We communicate with those charged with governance regarding, among other matters, the planned scope and timing of the audit and significant audit findings, including any significant deficiencies in internal control that we identify during our audit.

We also provide those charged with governance with a statement that we have complied with relevant ethical requirements regarding independence, and to communicate with them all relationships and other matters that may reasonably be thought to bear on our independence, and where applicable, related safeguards.

Report on Other Legal and Regulatory Requirements

1. As required by the Companies (Auditor's Report) Order, 2016 ("the Order") issued by the Central Government of India in terms of sub-section (11) of section 143 of the Act, we give in the **Annexure 'A'** a statement on the matters specified in the paragraph 3 and 4 of the Order, to the extent applicable.

2. As required by Section 143 (3) of the Act, we report that:

(a) We have sought and obtained all the information and explanations which to the best of our knowledge and belief were necessary for the purposes of our audit.

(b) In our opinion, proper books of account as required by law have been kept by the Company so far as it appears from our examination of those books;

(c) The Balance Sheet, the Statement of Profit and Loss (including other comprehensive income), the statement of changes in equity and the Cash Flow Statement dealt with by this Report are in agreement with the books of account;

(d) In our opinion, the aforesaid financial statements comply with the Accounting Standards specified under Section 133 of the Act, read with Rule 7 of the Companies (Accounts) Rules, 2014;

(e) On the basis of the written representations received from the directors as on March 31, 2020 taken on record by the Board of Directors, none of the directors is disqualified as on March 31, 2020 from being appointed as a director in terms of Section 164 (2) of the Act.

(f) With respect to the adequacy of the internal financial controls over financial reporting of the Company and the operating effectiveness of such controls, refer to **Annexure 'B'**.

(g) With respect to the other matters to be included in the Auditor's Report in accordance with Rule 11 of the Companies (Audit and Auditors) Rules, 2014, in our opinion and to the best of our information and according to the explanations given to us:

- i. The Company has disclosed the impact of pending litigations as at 31st March, 2020 on its financial position in its financial statements – Refer Note No 18
- ii. The Company did not have any long-term contracts including derivative contracts as at 31st March, 2020
- iii. There were no amounts which were required to be transferred to the Investor Education and Protection Fund by the Company.



(h) With respect to the matter to be included in the Auditor's Report under section 197(16):
The Company has not paid any managerial remuneration for the year ended 31st March, 2020 to its directors.

FOR G C AGARWAL & ASSOCIATES
Chartered Accountants
Firm Registration No.: 017851N



(G C AGARWAL)
Proprietor
(Membership No. 083820)

PLACE: New Delhi
DATED: 11/06/2020
UDIN: 20083820AAAAB05386

Annexure – A to the Auditors' Report

The annexure referred to in Independent Auditor's Report to the members of the company on the financial statements for the year ended on 31st March,2020, We Report that:

1. a. The Company has maintained proper records showing full particulars including quantitative details and situation of fixed assets;
- b. As explained to us, the management during the year has physically verified the fixed assets in a phased periodical manner, which in our opinion is reasonable, having regard to the size of the company and nature of its assets. No material discrepancies were noticed on such physical verification.
- c. According to the information and explanations given to us and on the basis of our examination of the records of the Company, the title deed of the immovable property is held in the name of the Company.
2. As explained to us, there is no inventory in the Company during the year.
3. As explained to us, the Company has not granted any loans, secured or unsecured to corporate, firms, Limited Liability Partnership or other parties covered in the register maintained under Section 189 of the Companies Act, 2013.
4. In our opinion and according to the information and explanations given to us, the company has complied with the provision of section 185 and 186 of the Act, with respect to the loans and investment made. As per the information and explanation given to us, the Company has not given any guarantee or provides any security in connection with a loan to any other body corporate or person.
5. The Company has not accepted any deposits from the public.
6. The nature of the company's business/activities is such that maintenance of Cost Records under section 148(1) of the Act is not applicable to the company.
- 7.a. According to the records of the Company, undisputed statutory dues including Provident Fund, Employees' State Insurance, Income Tax, Sales-Tax, Service Tax, Customs Duty, Excise Duty, Value added tax, Cess and other statutory dues to the extent and as applicable to the company have been generally regularly deposited by the company during the year with the appropriate authorities. According to the information and explanations given to us, no undisputed amounts payable in respect of the aforesaid dues were outstanding as at 31st March, 2020 for a period of more than six months from the date of becoming payable.



- b. The disputed statutory dues aggregating to ` 4,29,096/- that have not been deposited on account of matters pending before appropriate authorities are as under:

Sr. No.	Name of the Statute	A.Y.	Nature of the dues	Forum where dispute is pending	Amount(Rs.)
1.	Income Tax Act,1961	1995-96	Income Tax including interest u/s 234B	High Court, Mumbai	4,29,096/-

8. The Company does not have any loans or borrowings from any financial institution, banks, government or debenture holders during the year. Accordingly, paragraph 3(viii) of the Order is not applicable.
9. The Company did not raise any money by way of initial public offer or further public offer (including debt instruments) and term loans during the year. Accordingly, paragraph 3(ix) of the order is not applicable.
10. In our opinion and according to the information and explanation given to us, no material fraud by the company or on the Company by its officers or employees has been noticed or reported during the course of our audit.
11. According to the information and explanations given to us and based on our examination of the record of the Company, the Company has not paid any managerial remuneration.
12. In our opinion and according to the information and explanations given to us, the Company is not a Nidhi Company. Accordingly, paragraph 3(xii) of the order is not applicable.
13. According to the information and explanations given to us and based on or examinations of the records of the Company, there were no related party transactions during the year.
14. According to the information and explanations given to us and based on our examination of the record of the Company, the Company has not made any preferential allotment or private placement of shares or fully or partly convertible debentures during the year.
15. According to the information and explanations given to us and based on our examination of the record of the Company, the Company has not entered into non-cash transactions with directors or persons connected with him. Accordingly, paragraph 3(xv) of the order is not applicable.
16. The Company is not required to be registered under section 45-IA of the Reserve bank of India Act, 1934.

FOR G C AGARWAL & ASSOCIATES
Chartered Accountants
Firm Registration No.: 017851N



(G C AGARWAL)
Proprietor
(Membership No. 083820)

PLACE: New Delhi
DATED: 11/06/2020

Annexure – B to the Auditors' Report

Report on the Internal Financial Control under clause (i) of sub section 3 of section 143 of the Companies Act, 2013 (“the Act”)

We have audited the internal financial controls over financial reporting of Mount Finance Limited (“the Company”) as of 31 March 2020 in conjunction with our audit of the financial statements of the Company for the year ended on that date.

Management’s Responsibility for Internal Financial Controls

The Company’s management is responsible for establishing and maintaining internal financial controls based on the internal control over financial reporting criteria established by the Company considering the essential components of internal control stated in the Guidance Note on Audit of Internal Financial Controls over Financial Reporting issued by the Institute of Chartered Accountants of India (‘ICAI’). These responsibilities include the design, implementation and maintenance of adequate internal financial controls that were operating effectively for ensuring the orderly and efficient conduct of its business, including adherence to company’s policies, the safeguarding of its assets, the prevention and detection of frauds and errors, the accuracy and completeness of the accounting records, and the timely preparation of reliable financial information, as required under the Companies Act, 2013.

Auditors’ Responsibility

Our responsibility is to express an opinion on the Company's internal financial controls over financial reporting based on our audit. We conducted our audit in accordance with the Guidance Note on Audit of Internal Financial Controls over Financial Reporting (the “Guidance Note”) and the Standards on Auditing, issued by ICAI and deemed to be prescribed under section 143(10) of the Companies Act, 2013, to the extent applicable to an audit of internal financial controls, both applicable to an audit of Internal Financial Controls and, both issued by the Institute of Chartered Accountants of India. Those Standards and the Guidance Note require that we comply with ethical requirements and plan and perform the audit to obtain reasonable assurance about whether adequate internal financial controls over financial reporting was established and maintained and if such controls operated effectively in all material respects.

Our audit involves performing procedures to obtain audit evidence about the adequacy of the internal financial controls system over financial reporting and their operating effectiveness. Our audit of internal financial controls over financial reporting included obtaining an understanding of internal financial controls over financial reporting, assessing the risk that a material weakness exists, and testing and evaluating the design and operating effectiveness of internal control based on the assessed risk. The procedures selected depend on the auditor’s judgment, including the assessment of the risks of material misstatement of the financial statements, whether due to fraud or error.



We believe that the audit evidence we have obtained is sufficient and appropriate to provide a basis for our audit opinion on the Company's internal financial controls system over financial reporting.

Meaning of Internal Financial Controls over Financial Reporting

A company's internal financial control over financial reporting is a process designed to provide reasonable assurance regarding the reliability of financial reporting and the preparation of financial statements for external purposes in accordance with generally accepted accounting principles. A company's internal financial control over financial reporting includes those policies and procedures that (1) pertain to the maintenance of records that, in reasonable detail, accurately and fairly reflect the transactions and dispositions of the assets of the company; (2) provide reasonable assurance that transactions are recorded as necessary to permit preparation of financial statements in accordance with generally accepted accounting principles, and that receipts and expenditures of the company are being made only in accordance with authorisations of management and directors of the company; and (3) provide reasonable assurance regarding prevention or timely detection of unauthorised acquisition, use, or disposition of the company's assets that could have a material effect on the financial statements.

Inherent Limitations of Internal Financial Controls Over Financial Reporting

Because of the inherent limitations of internal financial controls over financial reporting, including the possibility of collusion or improper management override of controls, material misstatements due to error or fraud may occur and not be detected. Also, projections of any evaluation of the internal financial controls over financial reporting to future periods are subject to the risk that the internal financial control over financial reporting may become inadequate because of changes in conditions, or that the degree of compliance with the policies or procedures may deteriorate.


Opinion

In our opinion, the Company has, in all material respects, an adequate internal financial controls system over financial reporting and such internal financial controls over financial reporting were operating effectively as at 31 March 2020, based on the internal control over financial reporting criteria established by the Company considering the essential components of internal control stated in the Guidance Note on Audit of Internal Financial Controls Over Financial Reporting issued by the Institute of Chartered Accountants of India.

PLACE: New Delhi
DATED: 11/06/2020



FOR G C AGARWAL & ASSOCIATES
Chartered Accountants
Firm Registration No.: 017851N


(G C AGARWAL)
Proprietor
(Membership No. 083820)

Mount Finance Ltd.**Balance Sheet as at 31st March 2020**

(Amount in Rs.)

Particulars	Note No	As at 31st March, 2020	As at 31st March, 2019	As at 1st April, 2018
ASSETS				
(1) Non-current Assets				
(a) Property, plant and equipment	3	1,232,539	1,559,658	1,886,698
(b) Financial Assets				
(i) Security Deposits	4	20,340	20,340	20,340
		<u>1,252,879</u>	<u>1,579,998</u>	<u>1,907,038</u>
(2) Current Assets				
(a) Financial Assets				
(i) Cash and Cash Equivalents	5	121,497	86,613	33,091
(b) Other current assets	6	201,250	201,250	201,250
		<u>322,747</u>	<u>287,863</u>	<u>234,341</u>
Total Assets		<u><u>1,575,627</u></u>	<u><u>1,867,861</u></u>	<u><u>2,141,379</u></u>
EQUITY AND LIABILITIES				
EQUITY				
(a) Equity Share Capital	7	8,300,060	8,300,060	8,300,060
(b) Other Equity	8	(9,639,183)	(9,146,949)	(8,585,931)
		<u>(1,339,123)</u>	<u>(846,889)</u>	<u>(285,871)</u>
LIABILITIES				
(1) Current Liabilities				
(a) Other Current liabilities	9	2,914,750	2,714,750	2,427,250
		<u>2,914,750</u>	<u>2,714,750</u>	<u>2,427,250</u>
TOTAL EQUITY AND LIABILITIES		<u><u>1,575,627</u></u>	<u><u>1,867,861</u></u>	<u><u>2,141,379</u></u>
Significant Accounting Policies and Notes to the Financial Statements	1-2			

In terms of our report of even date annexed hereto

For G C AGARWAL & ASSOCIATES

Chartered Accountants

Firm Registration No.:017851N



G C Agarwal

Proprietor

Membership No. 083820

For and on the behalf of board of directors of
Mount Finance Ltd.


J.M.L Surt

Director

DIN: 00002373

Anil Goyal

Director

DIN: 00001938

Place: New Delhi

Dated : 11.06.2020

Mount Finance Ltd.**Statement of Profit and Loss for the year ended 31st March, 2020**

(Amount in Rs.)

Particulars	Note No.	For the Year ended 31 March, 2020	For the Year ended 31 March, 2019
I. Revenue from operations		-	-
II. Other income	10	-	12,500
III. Total Income (I+II)		-	12,500
IV. Expenses			
Depreciation and amortization expense (net)	3	327,119	327,040
Other expenses	11	165,115	246,479
Total expenses (IV)		492,234	573,519
V. Profit/(loss) before exceptional items and tax (III-IV)		(492,234)	(561,019)
VI. Exceptional Items - Gain / (Loss)			-
VII. Profit/(loss) before tax (V-VI)		(492,234)	(561,019)
VIII. Tax Expense			
(1) Current Tax		-	-
(2) Deferred Tax		-	-
Total tax expense (VIII)		-	-
IX. Profit (Loss) for the year (VII-VIII)		(492,234)	(561,019)
X. Other Comprehensive Income			
Items that will not be reclassified to profit or loss in subsequent periods			
(i) Re-measurement (losses)/gains on defined benefit plans		-	-
(ii) Income tax effect		-	-
Total Other Comprehensive Income		-	-
XI. Total comprehensive income of the year (VII + VIII)		(492,234)	(561,019)
XII. Earnings per share:			
Basic and Diluted Earnings per equity share (₹):	19	(0.59)	(0.68)
Significant Accounting Policies and Notes to the Financial Statements	1-2		

In terms of our report of even date annexed hereto

For G C AGARWAL & ASSOCIATES

Chartered Accountants

Firm Registration No.:017851N




G C Agarwal

Proprietor

Membership No. 083820

Place: New Delhi

Dated : 11.06.2020

For and on the behalf of board of**Mount Finance Ltd.**


J.M.L. Saha

Anil Goyal

Director

Director

DIN: 00002373

DIN: 00001938

Mount Finance Ltd.**CASH FLOW STATEMENT FOR THE YEAR ENDED MARCH 31, 2020**

(Amount in Rs.)

Particulars	For the Year ended March 31, 2020		For the Year ended March 31, 2019	
A. CASH INFLOW (OUTFLOW) FROM THE OPERATING ACTIVITIES				
NET PROFIT BEFORE TAX		(492,234)		(561,019)
Adjustments for:				
Depreciation	327,119		327,040	
Interest Income		327,119		327,040
OPERATING PROFIT BEFORE WORKING CAPITAL CHANGES		(165,115)		(233,979)
Adjustments for:-				
Trade payables		200,000		287,500
CASH GENERATED FROM OPERATIONS BEFORE TAX		34,885		53,521
Direct tax paid		-		-
NET CASH INFLOW / (OUT FLOW) FROM OPERATING ACTIVITIES		34,885		53,521
B. CASH INFLOW / (OUTFLOW) FROM INVESTMENT ACTIVITIES				
Purchase of Property, Plant and Equipment				
NET CASH INFLOW / (OUTFLOW) FROM INVESTING ACTIVITIES		-		-
C. CASH INFLOW/(OUTFLOW) FROM FINANCING ACTIVITIES				
Proceeds/(-) repayment of Borrowings				
NET CASH INFLOW / (OUTFLOW) USED IN FINANCING ACTIVITIES		-		-
NET CHANGES IN CASH & CASH EQUIVALENT		34,885		53,521
Opening Cash and cash equivalent		86,613		33,091
Closing Cash and cash equivalent		121,498		86,613


Note: Previous year's figures have been regrouped wherever considered necessary.

As per our report of even date attached

For G C AGARWAL & ASSOCIATES

Chartered Accountants

Firm Registration No.:017851N



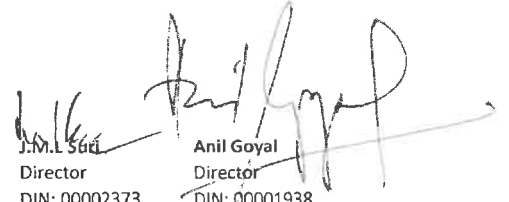
G C Agarwal

Proprietor

Membership No. 083820

Place: New Delhi

Dated : 11.06.2020

For and on the behalf of board of directors of
Mount Finance Ltd.


J.M.L. Saini

Director

DIN: 00002373

Anil Goyal

Director

DIN: 00001938

Mount Finance Ltd**Statement of changes in equity for the year ended 2019-20****A. Equity Share Capital**

(Amount in Rs.)

Balance as at April 1, 2018	Changes in equity share capital during 2018-19	Balance as at March 31, 2019	Changes in equity share capital during 2019-20	Balance as at March 31, 2020
8,300,060	-	8,300,060	-	8,300,060

B. Other Equity

(Amount in Rs.)

Particulars	Reserve and Surplus		Other Comprehensive Income	Total
	General Reserve	Retained Earnings	Re-measurement of the net defined benefit plans	
Balance as at 1 April 2018	-	(8,585,931)	-	(8,585,931)
Profit/(Loss) for the year 2018-19		(561,019)		(561,019)
Other comprehensive income			-	-
Balance as at 31 March 2019	-	(9,146,949)	-	(9,146,949)
Profit/(Loss) for the year 2019-20		(492,234)		-
Other comprehensive income			-	-
Balance as at 31 March 2020	-	(9,639,183)	-	(9,146,949)

In terms of our report of even date annexed hereto

For G C AGARWAL & ASSOCIATES

Chartered Accountants

Firm Registration No.:017851N



G C Agarwal

Proprietor

Membership No. 083820



For and on the behalf of board of directors of

Mount Finance Ltd.


J.M.L Suri
Director
DIN: 00002373



Anil Goyal
Director
DIN: 00001938

Place: New Delhi

Dated : 11.06.2020

Mount Finance Ltd

Notes forming part of the financial statements for the year ended 31 March 2020

1. Company Information / Overview

The Company is public limited company incorporated and domiciled in India having its registered office at Mumbai, India.

2. Basis of preparation of financial statements.

(A) Compliance with Ind As

The financial statements of the Company comply in all material aspects with Indian Accounting Standards ('Ind AS') notified under Section 133 of the Companies Act, 2013 ('the Act') read with the Companies (Indian Accounting Standards) Rules, 2015 as amended from time to time and other relevant provisions of the Act. Any directions issued by the RBI or other regulators are implemented as and when they become applicable.

For all periods up to and including the year ended March 31, 2019, the Company prepared its financial statements in accordance with Companies (Accounting Standards) Rules, 2006 (as amended) notified under the Act read with rule 7 of the Companies (Accounts) Rules, 2014 (as amended), guidelines issued by the RBI and other generally accepted accounting principles in India (collectively referred to as 'Indian GAAP' or 'previous GAAP').

The transition to Ind As has been carried out in accordance with Ind AS 101 First Time adoption of Indian Accounting Standards. Accordingly, the impact of transition has been recorded in the opening reserves as at 1 April, 2018.

An explanation of how the transition to Ind AS from the previous GAAP has effected the previously reported financial position, financial performance and cash flows of the Company is provided in Note 12.

Accounting policies have been consistently applied except where a newly issued accounting standard is initially adopted or a revision to the existing accounting standard requires a change in the accounting policy hitherto in use.

(B) Functional and presentation currency

The standalone financial statements are presented in Indian Rupees, which is the Company's functional and presentation currency and all amounts are rounded to the nearest rupees.

(C) Basis of preparation

The financial statements have been prepared under the historical cost convention on the accrual basis except for certain financial instruments and plan assets of defined benefit plans, which are measured at fair values at the end of each reporting as explained in the accounting policies below.

(D) Use of estimates and judgements

The preparation of the financial statements requires management to make estimates and assumptions. Actual results could vary from these estimates. The estimates and underlying assumptions are reviewed on an on-going basis. Revisions to accounting estimates are recognised in the period in which the estimates are revised if the revision effects only that period or in the period of the revision and future periods if the revision affects both current and future years (refer Note no.4 on critical accounting estimates, assumptions and judgements).

3. Significant Accounting Policies

3.1 Property, plant and equipments (PPE)

a) Property, Plant and Equipment are carried at cost less accumulated depreciation and accumulated impairment losses, if any. Cost includes expenditure that is directly attributable to the acquisition of the items. Borrowing Cost (if any) during the period of construction is added to the cost of eligible tangible assets.

b) Depreciation is charged to the Statement of Profit and Loss so as to expense the cost of assets (other than freehold land and properties under construction) less their residual values over their useful lives, using the straight line method, as per the useful life prescribed in Schedule II to the Companies Act, 2013. Assets costing less than Rs. 5000/- are fully depreciated in the year of purchase.

c) Freehold land is not depreciated.

d) The residual values, useful lives and methods of depreciation of property, plant and equipment are reviewed at each financial year- end and adjusted prospectively, if appropriate.

e) The gain or loss arising on the disposal or retirement of an item of property, plant and equipment is determined as the difference between the sales proceeds and the carrying amount of the asset and is recognised in the Statement of Profit and Loss on the date of disposal or retirement.



A handwritten signature in black ink, consisting of a stylized 'M' followed by a horizontal line and a vertical stroke.

A handwritten signature in black ink, appearing as a stylized 'M' followed by a vertical stroke.

3.2 Intangible assets :

Identifiable intangible assets are recognised:

- a) when the Company controls the asset,
- b) it is probable that future economic benefits attributed to the asset will flow to the Company and
- c) the cost of the asset can be reliably measured.

Computer software's are capitalised at the amounts paid to acquire the respective license for use and are amortised over the period of license, generally not exceeding five years on straight line basis. The assets' useful lives are reviewed at each financial year end.

3.3 Impairment :

A. Financial Assets

The Company recognises loss allowances using the expected credit loss (ECL) model for the financial assets which are not fair valued through Statement of Profit and Loss. Loss allowance for trade receivables with no significant financing component is measured at an amount equal to lifetime ECL. For all other financial assets, expected credit losses are measured at an amount equal to the 12-month ECL, unless there has been a significant increase in credit risk from initial recognition in which case those are measured at lifetime ECL. The amount of expected credit losses (or reversal) that is required to adjust the loss allowance at the reporting date to the amount that is required to be recognised is recognised as an impairment gain or loss in the Statement of Profit and Loss.

B. Non Financial Assets

An asset is considered as impaired when at the date of Balance Sheet there are indications of impairment and the carrying amount of the asset, or where applicable the cash generating unit to which the asset belongs exceeds its recoverable amount (i.e. the higher of the net asset selling price and value in use). The carrying amount is reduced to the recoverable amount and the reduction is recognized as an impairment loss in the Statement of Profit and Loss. The impairment loss recognized in the prior accounting period is reversed if there has been a change in the estimate of recoverable amount. Post impairment, depreciation is provided on the revised carrying value of the impaired asset over its remaining useful life.

3.4 Financial instruments – initial recognition, subsequent measurement and impairment

A financial instrument is any contract that gives rise to a financial asset of one entity and a financial liability or equity instrument of another entity.

Financial Assets

Financial Assets are measured at amortised cost or fair value through Other Comprehensive Income or fair value through Profit or Loss, depending on its business model for managing those financial assets and liabilities and the assets and liabilities contractual cash flow characteristics.

Subsequent measurements of financial assets are dependent on initial categorisation. For impairment purposes significant financial assets are tested on an individual basis, other financial assets are assessed collectively in groups that share similar credit risk characteristics.

Trade receivables

Trade receivables are recognised initially at fair value and subsequently measured at amortised cost using the effective interest method, less provision for impairment.

Impairment is made on the expected credit losses, which are the present value of the cash shortfalls over the expected life of financial assets. The estimated impairment losses are recognised in a separate provision for impairment and the impairment losses are recognised in the Statement of Profit and Loss within other expenses.

Subsequent changes in assessment of impairment are recognised in provision for impairment and the change in impairment losses are recognised in the Statement of Profit and Loss within other expenses.


For foreign currency trade receivable, impairment is assessed after reinstatement at closing rates.

Individual receivables which are known to be uncollectible are written off by reducing the carrying amount of trade receivable and the amount of the loss is recognised in the Statement of Profit and Loss within other expenses.

Subsequent recoveries of amounts previously written off are credited to other Income

Investment in equity shares

Investment in equity securities are initially measured at fair value and is recognised through Profit and Loss account.

The bottom of the page contains three handwritten signatures in blue ink. On the left is a circular stamp with a signature inside. In the center is a large, sweeping signature. On the right is another signature.

Financial Liabilities

At initial recognition, all financial liabilities other than fair valued through profit and loss are recognised initially at fair value less transaction costs that are attributable to the issue of financial liability. Transaction costs of financial liability carried at fair value through profit or loss is expensed in profit or loss. However, borrowings, which is likely to be assigned or negotiated are initially measured at fair value through profit and loss account. Other borrowings are measured at amortised cost using the effective interest rate method. Amortised cost is calculated by taking into account any discount or premium on acquisition and fee or costs that are an integral part of the Effective rate of interest (EIR). The EIR amortisation is included in finance costs in the Statement of Profit and Loss.

Trade and other payables

Trade and other payables are presented as current liabilities unless payment is not due within 12 months after the reporting period. They are recognised initially at their fair value and subsequently measured at amortised cost using the effective interest method.

3.5 Cash and cash equivalents

Cash and cash equivalents includes Cash on hand and at bank and other short-term highly liquid investments with original maturities of three months or less that are readily convertible to a known amount of cash and are subject to an insignificant risk of changes in value and are held for the purpose of meeting short-term cash commitments.

For the purpose of the Statement of Cash Flows, cash and cash equivalents consists of cash and short term deposits.

3.6 Revenue recognition

A) Recognition of interest income on loans

Interest income is recognised in Statement of profit and loss using the effective interest method for all financial instruments measured at amortised cost, debt instruments measured at FVOCI and debt instruments designated at FVTPL. The 'effective interest rate' is the rate that exactly discounts estimated future cash payments or receipts through the expected life of the financial instrument.

The calculation of the effective interest rate includes transaction costs and fees that are an integral part of the contract. Transaction costs include incremental costs that are directly attributable to the acquisition of financial asset.

If expectations regarding the cash flows on the financial asset are revised for reasons other than credit risk, the adjustment is recorded as a positive or negative adjustment to the carrying amount of the asset in the balance sheet with an increase or reduction in interest income. The adjustment is subsequently amortised through Interest income in the Statement of profit and loss.

The Company calculates interest income by applying the EIR to the gross carrying amount of financial assets other than credit-impaired assets.

When a financial asset becomes credit-impaired, the Company calculates interest income by applying the effective interest rate to the net amortised cost of the financial asset. If the financial asset cures and is no longer creditimpaired, the Company reverts to calculating interest income on a gross basis.

Additional interest and interest on trade advances, are recognised when they become measurable and when it is not unreasonable to expect their ultimate collection.

Income from bill discounting is recognised over the tenure of the instrument so as to provide a constant periodic rate of return.

B) Rental income :

Income from operating leases is recognised in the Statement of profit and loss as per contractual rentals unless another systematic basis is more representative of the time pattern in which benefit derived from the leased asset is diminished.



A handwritten signature in black ink, consisting of a large, stylized initial 'S' followed by a surname.

3.11 Provisions :

Provisions are recognised when there is a present obligation as a result of a past event, and it is probable that an outflow of resources embodying economic benefits will be required to settle the obligation and there is a reliable estimate of the amount of the obligation. Provisions are reviewed at each balance sheet date and adjusted to reflect the current best estimate.

The amount recognised as a provision is the best estimate of the consideration required to settle the present obligation at the end of the reporting period, taking into account the risks and uncertainties surrounding the obligation.

Provisions are determined by discounting the expected future cash flows at a pre-tax rate that reflects current market assessments of the time value of money and the risks specific to the liability.

When there is a possible obligation or a present obligation in respect of which the likelihood of outflow of resources is remote, no provision or disclosure is made.

3.12 Exceptional items

When items of income and expenses within profit or loss from ordinary activities are of such size, nature or incidence that their disclosure is relevant to explain the performance of the enterprise for the period, the nature and amount of such items is disclosed separately as Exceptional items.

3.13 Earning per share

The Company reports basic and diluted earnings per equity share. Basic earnings per equity share have computed by dividing net profit/loss attributable to the equity share holders for the year by the weighted average number of equity shares outstanding during the year. Diluted earnings per equity share have been computed by dividing the net profit attributable to the equity share holders after giving impact of dilutive potential equity shares for the year by the weighted average number of equity shares and dilutive potential equity shares outstanding during the year, except where the results are anti-dilutive.

3.14 Cash Flow Statement

Cash flows are reported using indirect method, whereby net profits before tax is adjusted for the effects of transactions of a non-cash nature and any deferrals or accruals of past or future cash receipts or payments and items of income or expenses associated with investing or financing cash flows. The cash flows from regular revenue generating (operating activities), investing and financing activities of the Company are segregated.

3.15 Recent accounting development

Standards issued but not yet effective:

Ministry of Corporate Affairs ("MCA") notifies new standard or amendments to the existing standards. There is no such notification which would have been applicable from 1 April, 2020.

3.16 Current /non-current classification

The Company presents assets and liabilities in statement of financial position based on current/non-current classification. The Company has presented non-current assets and current assets before equity, non-current liabilities and current liabilities in accordance with Schedule III, Division II of Companies Act, 2013 notified by MCA.

An asset is classified as current when it is:

- a) Expected to be realised or intended to be sold or consumed in normal operating cycle,
- b) Held primarily for the purpose of trading,
- c) Expected to be realised within twelve months after the reporting period, or
- d) Cash or cash equivalent unless restricted from being exchanged or used to settle a liability for at least twelve months after the reporting period.

All other assets are classified as non-current.

A liability is classified as current when:

- a) It is expected to be settled in normal operating cycle,
- b) It is held primarily for the purpose of trading,
- c) It is due to be settled within twelve months after the reporting period, or
- d) There is no unconditional right to defer the settlement of the liability for at least twelve months after the reporting period.

All other liabilities are classified as non-current.

The operating cycle is the time between the acquisition of assets for processing and their realisation in cash or cash equivalents.

Deferred tax assets and liabilities are classified as non-current assets and liabilities.


A circular stamp is located at the bottom left of the page, containing some illegible text. To its right, there are three handwritten signatures or initials in black ink.

Notes to Financial Statements

3. Property, Plant and Equipment

(Amount in Rs.)

Particulars	Office Equipment	Plant & Machinery	Flat	Total
Gross Block				
As at April 1, 2018	249,375	278,023	4,823,385	5,350,783
Additions	-	-	-	-
Disposal/ Adjustments	-	-	-	-
As at March 31, 2019	249,375	278,023	4,823,385	5,350,783
Additions	-	-	-	-
Disposal/Adjustments	-	-	-	-
As at March 31, 2020	249,375	278,023	4,823,385	5,350,783
Accumulated Depreciation				
As at April 1, 2018	236,906	264,122	2,963,057	3,464,085
Charge for the year	-	-	327,040	327,040
Disposal/ Adjustments	-	-	-	-
As at March 31, 2019	236,906	264,122	3,290,097	3,791,125
Charge for the year	-	-	327,119	327,119
Disposal/Adjustments	-	-	-	-
As at March 31, 2020	236,906	264,122	3,617,216	4,118,244
Net carrying amount				
As at April 1, 2018	12,469	13,901	1,860,328	1,886,698
As at March 31, 2019	12,469	13,901	1,533,288	1,559,658
As at March 31, 2020	12,469	13,901	1,206,169	1,232,539



Mount Finance Ltd.

Notes to financial statements

4. Security Deposits

(Amount in Rs.)

Particulars	As at 31st March, 2020	As at 31st March, 2019	As at 31st March, 2018
Security Deposits Unsecured Considered good	20,340	20,340	20,340
Total Loans	20,340	20,340	20,340

5. Cash and Cash Equivalents

(Amount in Rs.)

Particulars	As at 31st March, 2020	As at 31st March, 2019	As at 31st March, 2018
Balances with Scheduled Banks : On Current Accounts	107,923	73,039	19,517
Cash on hand	13,574	13,574	13,574
Total Cash and Cash Equivalents	121,497	86,613	33,091

6. Other current assets

(Amount in Rs.)

Particulars	As at 31st March, 2020	As at 31st March, 2019	As at 31st March, 2018
Balance with government authorities	201,250	201,250	201,250
Total Other current assets	201,250	201,250	201,250



A handwritten signature.

A handwritten signature.

Mount Finance Ltd.
Notes to Financial Statements

	DESCRIPTION	As at March 31, 2020	As at March 31, 2019	As at March 31, 2018
7	EQUITY SHARE CAPITAL			
(a)	AUTHORISED SHARE CAPITAL 10,000,000 (Previous Year 10,000,000) Equity Shares of ₹10/- each	10,000,000	10,000,000	10,000,000
(b)	ISSUED, SUBSCRIBED AND PAID UP CAPITAL 8,30,006 (Previous Year 8,30,006) Equity Shares of ₹10/- each	8,30,006	8,30,006	8,30,060
(c)	RECONCILIATION OF THE NUMBER OF SHARES OUTSTANDING AT THE BEGINNING AND AT THE END OF THE YEAR Shares outstanding at the beginning of the year Shares outstanding at the end of the year	Nos. 830,006 830,006	Nos. 830,006 830,006	Nos. 830,006 830,006

(d) SHARES IN THE COMPANY HELD BY EACH SHAREHOLDER HOLDING MORE THAN 5% SHARES ARE AS UNDER:

Name of the Shareholder	As at 31st March 2020		As at 31st March 2019		As at 31st March 2018	
	No. of Shares Held	% of Holding	No. of Shares Held	% of Holding	No. of Shares Held	% of Holding
HB Stockholding Pvt Ltd	830,006	100.00%	830,006	100.00%	830,006	100.00%

(e) Terms/Rights attached to Equity Shares

-The Company has only one class of equity shares having a par value of Rs.10/- per equity share. Each equity shareholder is entitled to one vote per share.
- In the event of the liquidation of the company, the holder of equity shares will be entitled to receive any of the remaining assets of the company, after distribution of all Preferential amounts. The distribution will be in proportion to the number of equity shares held by the shareholders.

Mount Finance Ltd.
Notes to financial statement

8. Other equity

Particulars	As at 31st March, 2020	As at 31st March, 2019	As at 1st April, 2018
RESERVES & SURPLUS			
Surplus/(Deficit) in the Statement of Profit and Loss			
Profit/(Loss) Brought Forward	(9,146,949)	(8,585,931)	(8,094,736)
Add:- Profit after tax for the year	(492,234)	(561,019)	(491,195)
Total Other equity	(9,639,183)	(9,146,949)	(8,585,931)

9. Other current liabilities

(Amount in Rs.)

Particulars	As at 31st March, 2020	As at 31st March, 2019	As at 1st April, 2018
Advance received	2,900,000	2,700,000	2,400,000
Expenses payable	14,750	14,750	27,250
Total other current liabilities	2,914,750	2,714,750	2,427,250



ky

[Signature]

Mount Finance Ltd.
Notes to Financial Statements

10. Other Income

(Amount in Rs.)

Particulars	For the year ended 31st March, 2020	For the year ended 31st March, 2019
Liability no longer required written back	-	12,500
Total Other Income	-	12,500

11. Other expenses

Particulars	For the year ended 31st March, 2020	For the year ended 31st March, 2019
Repair & Maintenance	128,500	129,548
Miscellaneous	6,761	4,359
Professional Fees	15,104	97,822
Auditor's Remuneration	14,750	14,750
Total Other expenses	165,115	246,479



Two handwritten signatures in black ink.

Note: 12 First-time Adoption of Ind AS

These financial statements, for the year ended March 31, 2020, are the first financial statements the company has prepared in accordance with Ind AS.

For periods up to and including the year ended March 31, 2019, the company has prepared its financial statements in accordance with accounting standards notified under section 133 of the Companies Act 2013, read together with rule 7 of the Companies (Accounts) Rules, 2014 and guidelines issued by RBI (Indian GAAP or previous GAAP).

Accordingly, the Company has prepared financial statements which comply with Ind AS applicable for year ending on March 31, 2020, together with the comparative period data as at and for the year ended March 31, 2019, as described in the summary of significant accounting policies. In preparing these financial statements, the Company's opening balance sheet was prepared as at April 01, 2018, the Company's date of transition to Ind AS. These financial results may require further adjustments, if any, necessitated by the guidelines / clarifications / directions issued in the future by RBI, Ministry of Corporate Affairs, or other regulators, which will be implemented as and when the same are issued and made applicable.

This note explains the principal adjustments made by the Company in restating its Indian GAAP financial statements, including the balance sheet as at April 01, 2018 and the financial statements as at and for the year ended March 31, 2019.

(A) Mandatory exceptions and optional exemptions availed :

Set out below are the applicable Ind AS 101 mandatory exceptions and optional exemptions applied in the transition from previous GAAP to Ind AS, which were considered to be material or significant by the Company.

Mandatory exceptions

The company has adopted all relevant mandatory exceptions set out in Ind AS 101 which are as below:

(i) Estimates

Ind AS 101 prescribes that an entity's estimates in accordance with Ind AS at the date of transition to Ind AS shall be consistent with estimates made for the same date in accordance with previous GAAP (after adjustments to reflect any difference in accounting policies), unless there is objective evidence that those estimates were in error.

The Company's Ind AS estimates as at the transition date are consistent with the estimates as at the same date made in conformity with previous GAAP.

(ii) Derecognition of financial assets and financial liabilities

As set out in Ind AS 101, the Company has applied the derecognition requirements of Ind AS 109 prospectively for transactions occurring on or after the date of transition to Ind AS.

(iii) Classification and measurement of financial assets

Ind AS 101 requires an entity to assess classification and measurement of financial assets on the basis of the facts and circumstances that exist at the date of transition to Ind AS.

(iv) Impairment of financial assets

As set out in Ind AS 101, an entity shall apply the impairment requirements of Ind AS 109 retrospectively if it does not entail any undue cost or effort. The company has assessed impairment of financial assets in conformity with Ind AS 109.

Optional exemptions availed

(i) Investments in Subsidiaries, associates

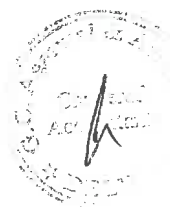
Ind AS 101 permits a first time adopter to measure its investment, at the date of transition, at cost determined in accordance with Ind AS 27, or deemed cost. The deemed cost of such investment shall be its fair value at the Company's date of transition to Ind AS, or Previous GAAP carrying amount at that date. The Company has elected to measure its investment in subsidiary at the Previous GAAP carrying amount as its deemed cost on the transition date.

(ii) Property, plant, equipment & intangible assets

On transition to Ind AS, the company has elected to continue with the carrying value of all of its property, plant and equipment and intangible assets as at March 31, 2018 measured as per the previous GAAP and use that carrying value as the deemed cost of the property, plant and equipment and intangible assets as on April 01, 2018.

(iii) Business combinations

Ind AS 103 Business Combinations has not been applied to acquisitions of subsidiaries, which are considered businesses under Ind AS that occurred before April 01, 2018. Use of this exemption means that the Indian GAAP carrying amounts of assets and liabilities, that are required to be recognised under Ind AS, is their deemed cost at the date of the acquisition. After the date of the acquisition, measurement is in accordance with respective Ind AS.



A handwritten signature in black ink, consisting of stylized initials and a surname.

(B) Reconciliation between Ind AS and previous GAAP are given below:

Ind AS 101 requires an entity to reconcile equity, total comprehensive income and cash flows for previous periods. The following table represent the reconciliation from previous GAAP to Ind AS.

Reconciliation of balance sheet as at date of transition 1 April 2018

Particulars	Note	Previous GAAP*	Adjustments	Ind As
ASSETS				
Non-current assets				
a. Property, plant and equipment	3	1,886,698		1,886,698
b. Financial Assets	4	20,340		20,340
(i) Security Deposits		<u>1,907,038</u>	<u>0</u>	<u>1,907,038</u>
Current assets				
a. Financial Assets	5	33,091	-	33,091
(i) Cash and cash equivalents	6	201,250	-	201,250
b. Other current assets		<u>234,341</u>	<u>0</u>	<u>234,341</u>
TOTAL ASSETS		<u>2,141,379</u>	<u>0</u>	<u>2,141,379</u>
EQUITY AND LIABILITIES				
EQUITY				
a. Equity share capital	7	8,300,060	-	8,300,060
b. Other equity	8	-8,585,931	-	-8,585,931
		<u>-285,871</u>	<u>-</u>	<u>-285,871</u>
LIABILITIES				
Current Liabilities				
a. Other current liabilities	9	2,427,250		2,427,250
		<u>2,427,250</u>	<u>0</u>	<u>2,427,250</u>
TOTAL EQUITY AND LIABILITIES		<u>2,141,379</u>	<u>0</u>	<u>2,141,379</u>

* The Previous GAAP figures have been reclassified to confirm to IndAS presentation requirements for the purpose of this note.



Reconciliation of balance sheet as at date of transition 31 March 2019

Particulars	Note	Previous GAAP*	Adjustments	Ind AS
ASSETS				
Non-current assets				
a. Property, plant and equipment	3	1,559,658		1,559,658
b. Financial Assets				
(i) Security Deposits	4	20,340		20,340
		1,579,998	0	1,579,998
Current assets				
a. Financial Assets				
(i) Cash and cash equivalents	5	86,613	-	86,613
b. Other current assets	6	201,250		201,250
		287,863	0	287,863
		1,867,861	0	1,867,861
TOTAL ASSETS				
EQUITY AND LIABILITIES				
EQUITY				
a. Equity share capital	7	8,300,060	-	8,300,060
b. Other equity	8	-9,146,949	-	-9,146,949
		-846,889	-	-846,889
LIABILITIES				
Current Liabilities				
a. Other current liabilities	9	2,714,750		2,714,750
		2,714,750		2,714,750
		1,867,861	0	1,867,861
TOTAL EQUITY AND LIABILITIES				

* The Previous GAAP figures have been reclassified to confirm to IndAS presentation requirements for the purpose of this note.



Reconciliation of equity as at 1 April 2018 and as at 31 March 2019 summarised in below table:

Particulars	Note	As at 31st March 2019	As at 1st April 2018
Equity as reported under previous GAAP		-846,889	-285,871
Adjustments			
Fair valuation of loans and advances		-	-
Other Comprehensive Income		-	-
Redeemable Preference shares classified under liabilities		-	-
Equity as per Ind AS		-846,889	-285,871

Reconciliation of total comprehensive income for the year ended 31 March 2019

Particulars	Note	Previous GAAP*	Adjustments	Ind AS
INCOME				
Revenue from operations		0	0	0
Other income	10	12500	0	12500
Total Income		12500	0	12500
Expenses				
Depreciation and amortization expense (net)	3	327040	0	327040
Other expenses	11	246479	0	246479
Total expenses		573519	0	573519
Profit/ (loss) before tax		(561019)	0	(561019)
Tax expense				
Current tax		0	0	0
Deferred tax (credit) / charge		0	0	0
Total tax expense		0	0	0
Profit/ (Loss) for the year		(561019)	0	(561019)
Other comprehensive income				
Items that will not be reclassified to profit or loss				
- Re-measurement (losses)/gains on defined benefit plans		0	0	0
- Income tax relating to above mentioned item		0	0	0
Other comprehensive income for the year, net of tax		0	0	0
Total comprehensive income for the year		(561019)	0	(561019)

Reconciliation of total comprehensive income for the year ended 31 March 2019 summarised in below table

Particulars	31st March 2019
Profit after tax as reported under previous GAAP	(561019)
Adjustments:	
Net (loss)/ gain on fair value changes	0
Tax adjustment on above items	0
Net Profit After Tax as per Ind AS	(561019)
Remeasurement of defined benefit plan	0
Tax adjustment on above items	0
Other comprehensive income	0
Total comprehensive income as per Ind AS	(561019)



Handwritten signature.

Handwritten signature.

Note: 13 Capital Management

The Company's policy is to maintain a strong capital base so as to maintain investor, creditor and market confidence and to sustain future development of the business.

The company has adequate cash and bank balances. The company monitors its capital by careful scrutiny of the cash and bank balances, and a regular assessment of any debt requirements. In the absence of any significant amount of debt, the maintenance of debt equity ratio etc. may not be of any relevance to the Company.

Note: 14 Financial Risk Management

Financial risk factors

The Company's principal financial liabilities, comprise borrowings and trade and other payables. The main purpose of these financial liabilities is to manage finances for the Company's operations. The Company's principal financial assets include inter corporate deposits, loans, cash and cash equivalents and other receivables. The Company's activities expose it to a variety of financial risks:

I. Market Risk

Market risk is the risk that the fair value or future cash flows of a financial instrument will fluctuate because of changes in market prices. Market prices comprise three types of risk: currency rate risk, interest rate risk and other price risks, such as commodity risk. Financial instruments affected by market risk include loans and borrowings, deposits, investments.

The company is not exposed to any market risk.

Interest Rate Risk

Interest rate risk is the risk that the fair value of future cash flows of Financial Instruments will fluctuate because of change in market interest rates. The company does not have exposure to the risk of changes in market interest rate as it has interest free debt obligations.

Currency risk

Currently company does not have transaction in foreign currencies and hence the company is not exposed to currency risk.

Equity Price Risk

(a) Exposure

The company doesn't have investment in equity shares, hence the company is not exposed to Equity Price Risk.

II. Credit risk

Credit risk is the risk that a counter party will not meet its obligations under a financial instrument or customer contract, leading to a financial loss. The company is not exposed to credit risk from its financing activities.

III. Liquidity risk

The Company's objective is to maintain optimum levels of liquidity to meet its cash and collateral requirements. In case of temporary short fall in liquidity to repay the bank borrowing/operational short fall, promoters envisage to infuse capital and loans.



The table below provides undiscounted cash flows towards non-derivative financial liabilities into relevant maturity based on the remaining period at the balance (Amount in Rs.)

	Within 12 Months	After 12 Months	Total
As at 31st March, 2020			
Financial Assets			
Security Deposits	-	20,340	20,340
Cash and Cash Equivalents	121,497	-	121,497
Other current assets	201,250	-	201,250
Total	322,747	20,340	343,087
Financial Liabilities			
Other Current liabilities	2,914,750	-	2,914,750
Total	2,914,750	-	2,914,750

	Within 12 Months	After 12 Months	Total
As at 31st March, 2019			
Financial Assets			
Security Deposits	-	20,340	20,340
Cash and Cash Equivalents	86,613	-	86,613
Other current assets	201,250	-	201,250
Total	287,863	20,340	308,203
Financial Liabilities			
Other Current liabilities	2,714,750	-	2,714,750
Total	2,714,750	-	2,714,750

	Within 12 Months	After 12 Months	Total
As at 31st March, 2019			
Financial Assets			
Security Deposits	-	20,340	20,340
Cash and Cash Equivalents	33,091	-	33,091
Other current assets	201,250	-	201,250
Total	234,341	20,340	254,681
Financial Liabilities			
Other Current liabilities	2,427,250	-	2,427,250
Total	2,427,250	-	2,427,250



Handwritten signature and initials.

Note: 15 Maturity analysis of Assets and Liabilities:

The table shows an analysis of assets and liabilities analysed according to when they are expected to be recovered or settled

Particulars	31st March, 2020		31st March, 2019		1st April, 2018	
	Within 12 Months	After 12 Months	Within 12 Months	After 12 Months	Within 12 Months	After 12 Months
Non-current assets						
a. Property, plant and equipment	0	1,232,539	1,232,539	-	1,559,658	1,886,698
b. Financial Assets						
(i) Security Deposits	0	20,340	20,340	-	20,340	20,340
	0	1252879.181	1252879.181	-	20340	20340
Current Assets						
a. Financial Assets						
(i) Cash and Cash Equivalents	121497.46	-	121,497	86,613	86,613	33,091
b. Other current assets	201,250	-	201,250	201,250	201,250	-
	322747.46	0	322747.46	287863.46	287863.46	234341.46
TOTAL ASSETS	322747.46	1252879.181	1575626.641	287863.46	308203.46	254681.46
LIABILITIES						
(1) Current Liabilities						
(a) Other Current Liabilities	2914750	-	2,914,750	2,714,750	2,714,750	-
TOTAL LIABILITIES	2914750	0	2914750	2714750	2714750	0

Note: 16 Fair values

The management assessed that Fair Values of Financial Assets and Liabilities are approximately their carrying values.

Note: 17 Fair value hierarchy

The company determines fair values of its financial instruments according to the following hierarchy:

Level 1: quoted (unadjusted) prices in active markets for identical assets or liabilities.

Level 2: other techniques for which all inputs have a significant effect on the recorded fair value are observable, either directly or indirectly.

Level 3: techniques which use Inputs that have a significant effect on the recorded fair value that are not based on observable market data.

The following table presents the carrying value and fair value of each category of financial assets and liabilities as at March 31, 2020:

Particulars	Ammortised cost		Fair value through OCI		Total carrying value		Fair value			Total
							Level 1	Level 2	Level 3	
Financial Assets										
Security Deposits	20,340	-	20,340	-	20,340	20,340	-	-	-	-
Cash and cash equivalents	121,497	-	121,497	-	121,497	121,497	-	-	-	-
Other current assets	201,250	-	201,250	-	201,250	201,250	-	-	-	-
Total	343,087	-	343,087	-	343,087	343,087	-	-	-	-

The following table presents the carrying value and fair value of each category of financial assets and liabilities as at March 31, 2019:

Particulars	Ammortised cost		Fair value through OCI		Total carrying value		Fair value			Total
							Level 1	Level 2	Level 3	
Financial Assets										
Security Deposits	20,340	-	20,340	-	20,340	20,340	-	-	-	-
Cash and cash equivalents	86,613	-	86,613	-	86,613	86,613	-	-	-	-
Other current assets	201,250	-	201,250	-	201,250	201,250	-	-	-	-
Total	308,203	-	308,203	-	308,203	308,203	-	-	-	-

The following table presents the carrying value and fair value of each category of financial assets and liabilities as at April 1, 2018:

Particulars	Ammortised cost		Fair value through OCI		Total carrying value		Fair value			Total
							Level 1	Level 2	Level 3	
Financial Assets										
Security Deposits	20,340	-	20,340	-	20,340	20,340	-	-	-	-
Cash and cash equivalents	33,091	-	33,091	-	33,091	33,091	-	-	-	-
Other current assets	201,250	-	201,250	-	201,250	201,250	-	-	-	-
Total	254,681	-	254,681	-	254,681	254,681	-	-	-	-

The image shows a handwritten signature in blue ink over a circular official stamp. The stamp contains the text 'Chartered Accountant' and 'Firm Name' in a circular arrangement around a central logo. The signature is written across the stamp.

18 **Contingent Liability in respect of:**

Income Tax demand disputed Rs 6,30,346/-(Previous year Rs. 6,30,346/-) against which appeals/appeal effects/rectifications are pending with appropriate authorities and in respect of which the management is confident that appeals will be decided in favour of the company.

19 Earning (Loss) per share pursuant to Accounting Standard (AS-20) "Earning Per Share" issued.

Particulars	Current Year Amount in (Rs.)	Previous Year Amount in (Rs.)
Net Profit/(Loss) after Tax for the year as per Profit & Loss Account	(492,234)	(561,019)
Net Profit/Loss(-) available for Equity Share holders	(492,234)	(561,019)
Weighted Average No. of Equity Share Outstanding	8,30,006	8,30,006
Basic & Diluted Earning per share(Face Value of Rs.10/- each.)	(0.59)	(0.68)

20 The Company is having brought forward losses under the Income Tax Act. In the absence of virtual as well as reasonable certainty of the realisation, credit for deferred tax assets has not been recognised to comply with Indian Accounting Standard (Ind AS-12) on Income Taxes.

21 There are no separate reportable segment as per Indian Accounting Standard 'Segment Reporting(Ind AS-108)' .

22 Disclosure of related party transaction in accordance with the Indian Accounting Standard (Ind AS-24) "Related Party Disclosures" are as under :

a) List of related parties with whom transactions have taken place and relationship:


i HB Stockholding Ltd.(Holding Company) - No transaction during the year

23 The Previous year figures have been regrouped/reclassified,wherever necessary to confirm to the Current Year's

For G C AGARWAL & ASSOCIATES

Chartered Accountants

Firm Registration No.:017851N



G C Agarwal

Proprietor

Membership No. 083820



**For and on the behalf of board of directors of
Mount Finance Ltd.**



J.M.L'Suri

Director

DIN: 00002373



Anil Goyal

Director

DIN: 00001938

Place: New Delhi

Dated : 11.06.2020